


JUNE 2024

# THE Gardener



## THE BACKYARD ISSUE

Check out our Backyard Issue, packed with useful advice for your outdoors spaces, detailed features on seasonal annuals and perennials and a preview of what's to come in our next season. Uncover special deals and be sure to mark your calendar for our upcoming events at Bayport Flower Houses.

*Pictured: Proven Winners® Color Coded® The Fuchsia is Bright - Coneflower (Echinacea hybrid) & Limelight Prime® - Panicle Hydrangea (Hydrangea paniculata)*

## A LETTER FROM THE

# Greenhouse

June marks the time when, as gardeners, we can reap the rewards for our efforts in May, carefully planting and tending to our gardens. This is the time of year when you look closely at your garden; you may notice our beneficial insects, such as ladybugs or butterflies.

Our gardens come alive. Here at Bayport Flower Houses, we are also bursting with color. From our beautiful annuals to our stunning perennials, we indeed have any beautiful blooming plant you could want to add to your already beautiful garden. Our devoted staff has been tirelessly caring for our plants to ensure only the highest quality will be displayed.

How can I forget what else happens in June... school lets out for the summer. This means pool parties, barbeques, fire pits, and more reasons to stop in to get your beautiful blooming plants to decorate for these events. One thing I love about June is that I



can finally reengage with our wonderful customers and do some things I've had to put off for the busy May season.

The crazy thing is our Mum cuttings (or plugs) are already being delivered and are beginning to be planted! Even crazier, Poinsettia cuttings come in in a few short weeks. I mention this because June is a time for rest, but it also marks the start of our next two busy seasons, the Fall and Christmas. I'm excited to share that we will be growing some new, funky varieties of both mums and poinsettias, but you'll have to come in and have a look for yourself this fall.

So please stop in and say hi, and don't forget to smell the roses. Our dedicated team is here to assist you with any of your gardening needs or questions. We hope you enjoy the rest of June and have a great summer! Enjoy the weather and good company, and come stop in—we're more than happy to see you!

All the best,

*John Auwaerter*

HEAD GROWER & PART-OWNER



# *Spruce Up Your Yard!* JUNE WEEKEND SPECIALS

JUNE 7 - 9



*Rose Weekend!*

**20% OFF**

**ALL ROSE SHRUBS**

Valid in-store at Bayport Flower Houses from June 21, 2024 to June 23, 2024 Only. Not to be combined with other offers. Not valid on gift cards, classes or past purchases.

SKU: NLM244



JUNE 14 - 17




*Hydrangea Weekend!*

**20% OFF**

**ALL HYDRANGEA SHRUBS**

Valid in-store at Bayport Flower Houses from June 14, 2024 to June 17, 2024 Only. Not to be combined with other offers. Not valid on gift cards, classes or past purchases.

SKU: NLM245



## PLANT OF THE MONTH **Impatiens**

Impatiens are eye-catching plants celebrated for their vivid blossoms. These blooms are loved for their ability to add a pop of color to shady garden spaces and are available in many hues of coral, white, pink, and purple. With their preference for partial shade and their low-maintenance nature, impatiens are a great option for gardeners who want a striking and lively garden.

## Oh Dear, No Deer!

### PLANTS FOR DEER & PEST RESISTANT LANDSCAPING

The Deer are here – and so are beautiful perennials that they don't like to munch.



Bee Balm  
(*Monarda*)



Russian Sage  
(*Perovskia atriplicifolia*)



Lavender  
(*Lavandula*)



Ornamental  
Grasses

## UPCOMING WORKSHOPS

To secure your spot register online at [shop.bayportflower.com](http://shop.bayportflower.com), by phone at (631)-472-0014 or in-store 7 days a week.



### *Summer Flowering Porch Pots*

With our guidance you'll choose your beautiful blooms to create a summer container garden for your porch!

SAT. JUNE 15 AT 10 AM  
\$65 PER PERSON



### *Edible Porch Pots*

You can have your porch pot & eat it too! Join us as we guide you in creating a space-saving and low-maintenance vegetable and herb container garden.

SAT. JUNE 22 AT 10 AM  
\$65 PER PERSON



### *Kid's Flowering Porch Pots*

Design and create a beautiful container garden of summer blooms with your kids to brighten up your porch.

SAT. JUNE 15 AT 3 PM  
\$25 PER CHILD



### *Kids Edible Porch Pots*

Kickoff summer with a fun learning activity. We'll show your kids the ease and benefits of growing their own edible garden!

SAT. JUNE 22 AT 3 PM  
\$25 PER CHILD

## 🐞 Attracting Ladybugs to the Garden 🐞

Ladybugs are one of the most beneficial insects in a garden. They help plants stay healthy by controlling harmful pests like aphids and mites without having to resort to chemical pesticides. Ladybugs are attracted to the garden by food, with insects and pollen being their preferred cuisine, which keeps them in the garden as their home.

### PROTECT PESTS

First and foremost, eliminate the use of pesticides to reduce the population of destructive insects. Pesticides will eradicate both ladybugs and their food source. Instead, invite pest insects with a trap crop. A trap crop is a plant that attracts garden pests away from more desirable plants. Effective trap crops for aphids, a ladybug's favorite food, include calendula, nasturtium, and sunflowers. Trap crops assist in creating a more balanced backyard habitat where ladybugs and other beneficial insects can thrive.

### PROVIDE PLANTS


Certain types of flowers are more likely to draw ladybugs than others. Planting a wide variety of blooms rich in pollen, especially flat-topped flowers in white and yellow, will provide a suitable and inviting environment for ladybugs. Some great choices are *Sweet Alyssum*, *Bachelor's Button*, *Marigold*, *Butterfly Weed*, *Geranium*, and *Yarrow*. Also, it is important to incorporate other plants like grasses, shrubs, and trees into your garden to offer a place for ladybugs

to lay their eggs, provide shelter as they rest in the heat of the day, protect them as they search for food, and create a safe environment in which to hibernate during the winter months. To maintain hospitable hibernation conditions, delay cutting back perennials in the fall until springtime.

### TIP

Make sure that you recognize the larval stage of the ladybug. This orange-and-black, spiky, alligator-like creature has a voracious appetite and can devour as many as 50 aphids and other insects daily.

It's not difficult to create a welcoming ladybug habitat in your backyard. To do so, eliminate pesticides, Provide food, and establish places of shelter. Follow this simple advice, and you are sure to have ladybugs living in your garden soon!



### *Ladybug Breakfast*

An hour long learning experience filled with a fun craft for the kids and some breakfast treats. Then we all work together to release the ladybugs on all of the plants at Bayport Flower Houses.

SAT. JUNE 29 AT 10 AM

\$10 DONATION PER FAMILY

PROCEEDS FOR CORNELL COOP EXTENSION'S  
CHILDREN'S GARDEN AT YAPHANK FARM



# Homegrown Grill Masters

A GUIDE FOR GROWING YOUR OWN GRILLING HERBS



There's nothing that tastes more like summer than anything grilled – from a prime cut steak to a juicy chicken breast to all your favorite burgers, bratwurst, and garden veggies. But to bring out the fullest flavor of a grilled menu, you need the very best herbs. Why not grow your own herbs for the richest, freshest flavors right from your garden?

## Flavoring with Herbs

Smoking is the most common and familiar flavoring technique for grilling, using different types of wood with subtle notes of maple, hickory, and apple to enhance meat and vegetables. Grilling with herbs can be even tastier and infuses grilled food with rich flavors and earthy freshness. This can also be a very healthy option for seasoning food, as there is no need for heavy sauces filled with salt and preservatives. Different combinations of herbs can also add many different flavor notes to beef, chicken, and fish, as well as creating more flavor depth for all types of vegetables.

## Why Grow Your Own Herbs?

Herbs are at their most flavorful with the most seasoning power when freshly picked. The oils and flavonoids that add aroma and taste to herbs begin to evaporate and fade as soon as a sprig is snipped, and if you purchase herbs you have no way to know how long ago they were picked before they arrived at a store or farmer's market and made it to your grill. If you grow your own grilling herbs in containers or right in your garden, however, you can snip,

pick, pluck, and chop the herbs just seconds before they're added to your grill, ensuring the most robust flavor and biggest impact on every dish you grill.

## Best Herbs for Grilling

All different herbs can be used while grilling, though

- CHIVES
- DILL
- MINT
- OREGANO
- PARSLEY
- ROSEMARY
- TARRAGON
- THYME

hardier plants with stronger flavors are typically preferred because they will stand up to the heat of the grill more easily, giving foods the best infusion of flavor. Popular & versatile herbs for grilling include: Choose different varieties of these great grilling herbs or your other favorite herbs to experiment with different subtle flavors, and combine herbs in different ways for amazing flavor profiles.

## Grilling with Your Herbs

There are two different ways to grill with fresh herbs. Finely chopped fresh herbs can be sprinkled directly onto coals that have ashed over, and will add subtle aromatic flavors to any food being grilled. For stronger, more direct flavoring or for use in a gas grill without coals, use whole sprigs of herbs to create a mat or bed on the grill's grate. Place the meat or vegetables directly on the herbs, similar to plank grilling, for direct infusion. To help release the herb flavors even more, soak the sprigs briefly before adding them to the grill for either cooking method.

Indirect heat is best for grilling with herbs, as it will



give the meat more time to absorb the subtle flavors of the herbs, and the herbs will not burn or char, which could taint their flavor. Close the lid and allow the herbs to work their magic, and you'll be rewarded with grilled meats and vegetables that are more amazingly seasoned and flavorful than you could have imagined.

## More Flavorful Summer Foods

Grilling with herbs can make meat the centerpiece of your summer dining experience, but there are many other ways to use your garden-fresh herbs in tasty dishes to accompany a grilled extravaganza. Add herbs to...

- Marinades to give meats even more flavoring before they're grilled.
- Salads for more flavor notes that pair well with vegetables from your garden.
- Drinks for a unique flavor profile in summer teas and lemonades.

With so many uses for grilling herbs – both on the grill and off – you'll want to be sure to add plenty of these flavorful plants to your garden for a full menu of delicious summer options.

*Buy More, Save More!*  
**BULK DISCOUNTS FOR  
 ANNUALS, VEGETABLES & HERBS**

---

Buy **12** or more **2"-5" Pots** Save **10%**

---

Buy **6** or more **6"-12" Pots** Save **10%**

---

Buy **3** or more **Hanging Baskets** Save **10%**

## Father's Day Finds

THOUGHTFUL GIFTS THAT SPEAK DAD'S LANGUAGE



*Bayport's Best Edible Plantings*



*Chiminea Fire Pits*



*Duke Cannon Soap Bars*



*Two Left Feet Patterned Socks*



*Gentleman's Hardware Tool Kits*



*Metal Decor from George Shapiro*



# Perimeter Planting

A RECIPE FOR UPGRADING YOUR YARD EDGES WITH PROVEN WINNER PLANTS

Choosing the right plants for your yard landscape can be challenging, as you want a variety of colors, heights, and textures that complement each other and your existing shrubs and plants. This summer, we recommend a three-plant combination using Proven Winner annuals and perennials that can be customized with colors to match your yard's personality.



*Peachy Keen Garden Bed Combination by Proven Winners*

1




*ColorBlaze® Coleus*

*Coleus scutellarioides*

ColorBlaze coleus has unique leaf shapes and rich colors, making it a great backdrop for the perimeter garden design of your beds. It is tolerant of sun to shade and works well in landscapes. This plant blooms late, which helps to preserve its foliage presentation throughout the season.

2



*Superbena® Verbenas*

*Verbena hybrid*

Superbena verbenas are known for their vigorous growth habit, characterized by strong trailing stems that allow them to spread and fill in garden spaces beautifully. Their vibrant blooms make them the perfect annual choice for adding a pop of color to the front of garden beds, while also serving as excellent ground cover.

3



*Lemon Coral® Sedum*

*Sedum mexicanum*

The chartreuse foliage appears tough but feels soft to the touch. It's great in landscapes and as a container plant, cascading over the edges. Thriving in heat and tolerating dry soil, it's best with regular watering. Lemon Coral is prized for its lovely foliage and may also bloom.

PRE-ORDER  
FOR YOUR  
GRAD PARTY!



*Featured Florals*

## Garden Party Packs

Get ready to elevate your summer celebrations with our garden party pack which includes 5 table arrangements with colorful seasonal blooms!

**ORDER ONLINE NOW**

### DID YOU KNOW?

*Our front yard sign is from 1970!*

We've always valued our rich history, so for our new front entrance sign, we had Abby Auwaerter restore a vintage 1970s sign. Our aim is to honor our roots while always pursuing growth.



*1970s - Original Sign Displayed  
By Shop Entrance*



*Today - Refurbished Sign  
Displayed on Yard Entrance*



# Nature in Action!

AMAZING SHOTS CAUGHT BY LOCAL PHOTOGRAPHER WALTER PETRULE

*Hummingbirds are pollinating native Cardinal Flowers (Lobelia cardinalis)*



Contact Walter Petrule Photography at (631)-868-0878 or [WTP1@optonline.net](mailto:WTP1@optonline.net)



## EMPLOYEE SPOTLIGHT



**Robin DeCrotie**  
SENIOR GREENHOUSE  
TECHNICIAN  
*Growing With Us Since 2014*

Since 2014, Robin has been an invaluable member of our greenhouse team. With an extensive understanding of plant care and cultivation, Robin can often be found meticulously tending to our vibrant blooms in the annual house and yard. Additionally, she excels at assisting customers in selecting the perfect plants for their needs. We consider ourselves fortunate to have her as a member of our greenhouse staff and are eager to share more about Robin's remarkable journey with Bayport Flower Houses.

### ***Tell us about when you started at BFH...***

After working for a commercial leasing company for 15 years, my boss was planning to retire. Not being ready to retire myself, I decided to pursue my passion and applied to join the greenhouse team at Bayport Flower Houses. It has been 10 years since, and working here has been a delightful experience. I've had the pleasure of meeting numerous wonderful individuals, and there's nothing more fulfilling than being surrounded by the beauty of plants every day!

### ***What was a memorable moment at BFH for you?***

We had a carrier pigeon visit us in the annual house. It turns out it belonged to someone nearby. So we called the number on his band and the owner came and got him.

### ***What is your favorite time of year at BFH?***

Anyone that knows me would say Autumn of course!

### ***What is your favorite annual?***

I love to use sun impatiens for window boxes and outdoor pots.

Thank you for being a part of our community. Here's to *growing* together!



Bayport Flower Houses  
940 Montauk Hwy, Bayport, NY 11705  
(631) 472 - 0014

### **Spring Hours:**

Monday -Saturday : 8 am - 6 pm  
Sunday : 9 am - 5 pm

